



P20X

ELECTRIC CRIMPER FOR SERVICE

Entry level crimping machine for occasional service use and small workshops. For more demanding crimping needs please see P20NMS.

TECHNICAL DATA

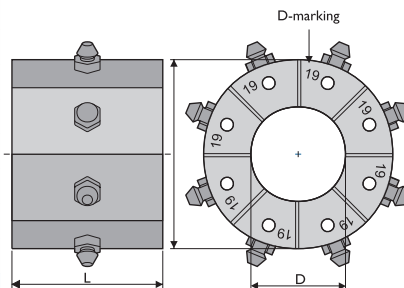
Max crimping dia (mm) ¹⁾	61
Max crimping dia (inch) ¹⁾	2.40
Max crimping force (kN)	1370
Max crimping force (tonnage)	137
Cycle time 10 mm (s) 1-phase ²⁾	13.9
Cycle time 10 mm (s) 3-phase ²⁾	7.0
Hose size ID (inch)	1½ (2SN) / 1¼ (4SP)
Die set series	20
Max opening (mm) ⁴⁾	+25
Max opening without dies (mm)	109
Master die D/L (mm)	84/80
Master die D/L (inch)	3.31/3.15
Motor Power (kW/HP)	1.5/(2.2 ³⁾ 2.0/(3.0 ³⁾
Oil tank volume	7 l

DIMENSIONS (LxWxH)

(mm)	525x515x564
(inch)	20.7x20.3x22.3

WEIGHT (KG/LBS)

100/243





- 1) With standard dies. Crimping range can be increased with special dies.
- 2) Theoretical with 10 mm cycle.
- 3) 1-phase/3-phase
- 4) Maximum opening is the total die travel. Add this value to the minimum crimping diameter of the die set used. The result is the maximum opening of the machine with die set in place.

CONTROL

MS

OPTIONS

- Mechanical back stop device
- Tool base with QuickChange-tool
- Tool rack with QuickChange-tool



Tool base and Tool rack with QuickChange-tool as an option.

DIE SET 20-SERIES

DieSetNo	D (mm)	L (mm)	Crimp. range (mm)
18013/10	10	55	10.0-12.0
18013/12	12	55	12.0-14.0
18013/14	14	55	14.0-16.0
18013/16	16	55	16.0-19.0
18013/19	19	55	19.0-23.0
18013/23	23	55	23.0-27.0
18013/27	27	70	27.0-31.0
18013/31	31	70	31.0-36.0
18013/36	36	75	36.0-41.0
18013/41	41	75	41.0-47.0
18013/47	47	85	47.0-54.0
18013/54	54	85	54.0-61.0

In addition to the standard die sets, a wide range of special die sets is available on request.

FURTHER INFO ON OPTIONS,
PLEASE REVERT TO SPECIFIC PRODUCT CARD

POWERCO.LILLBACKA.COM